

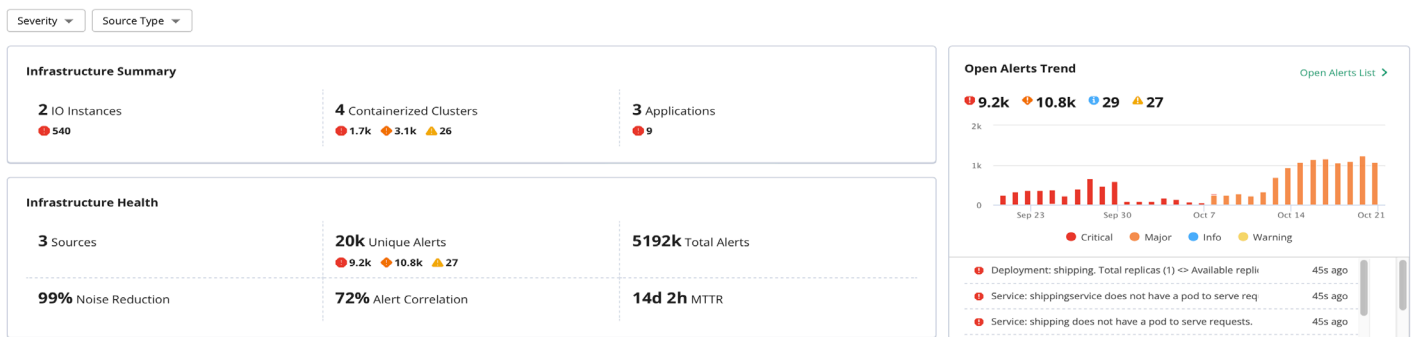
Virtana Platform

The Deepest Hybrid Infrastructure Observability Platform

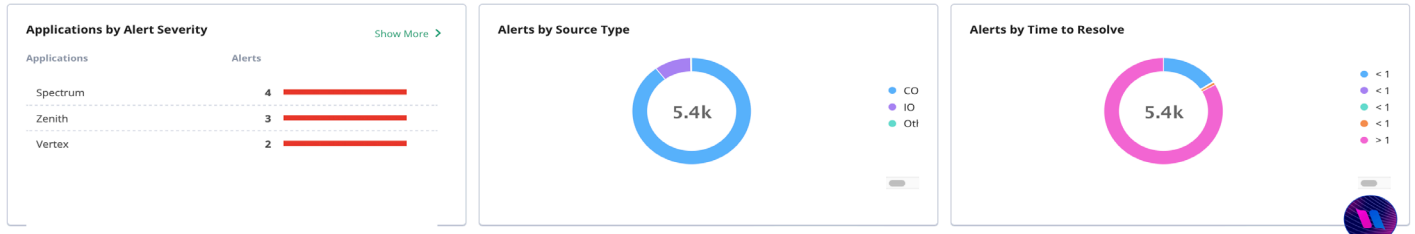
Introduction

Virtana Platform is a transformative solution providing enterprises with real-time visibility and intelligent automation across their entire hybrid IT estates. This vendor-agnostic platform consolidates data from Virtana proprietary collectors and disparate monitoring tools into a centralized, AI-powered dashboard, empowering IT teams to focus on strategic initiatives instead of constant firefighting. With flexibility for both on-premises and cloud environments, Virtana Platform aligns with any organization’s IT strategy.

Alerts Dashboard



Alerts Details



Key Capabilities

- **Centralized Alerts Dashboard:** Reduces noise and enriches insights with policy-based notifications.
- **Comprehensive Topology:** Deep discovery and mapping of IT architecture elements, inclusive of storage, compute, network, and data fabric.
- **Automated Notification & Remediation:** Integrates with ServiceNow, Slack, email, and more for seamless issue management.
- **Root Cause Analysis & Self-Healing:** Rapidly identifies and resolves issues, minimizing downtime.
- **Hybrid Cost & Capacity Management:** AI-driven recommendations for optimization across hybrid environments.
- **Virtana Copilot:** An intuitive, natural language interface for querying infrastructure unknowns.
- **Multi-Environment Flexibility:** Observe and deploy across on-premises, colocation, and cloud environments.

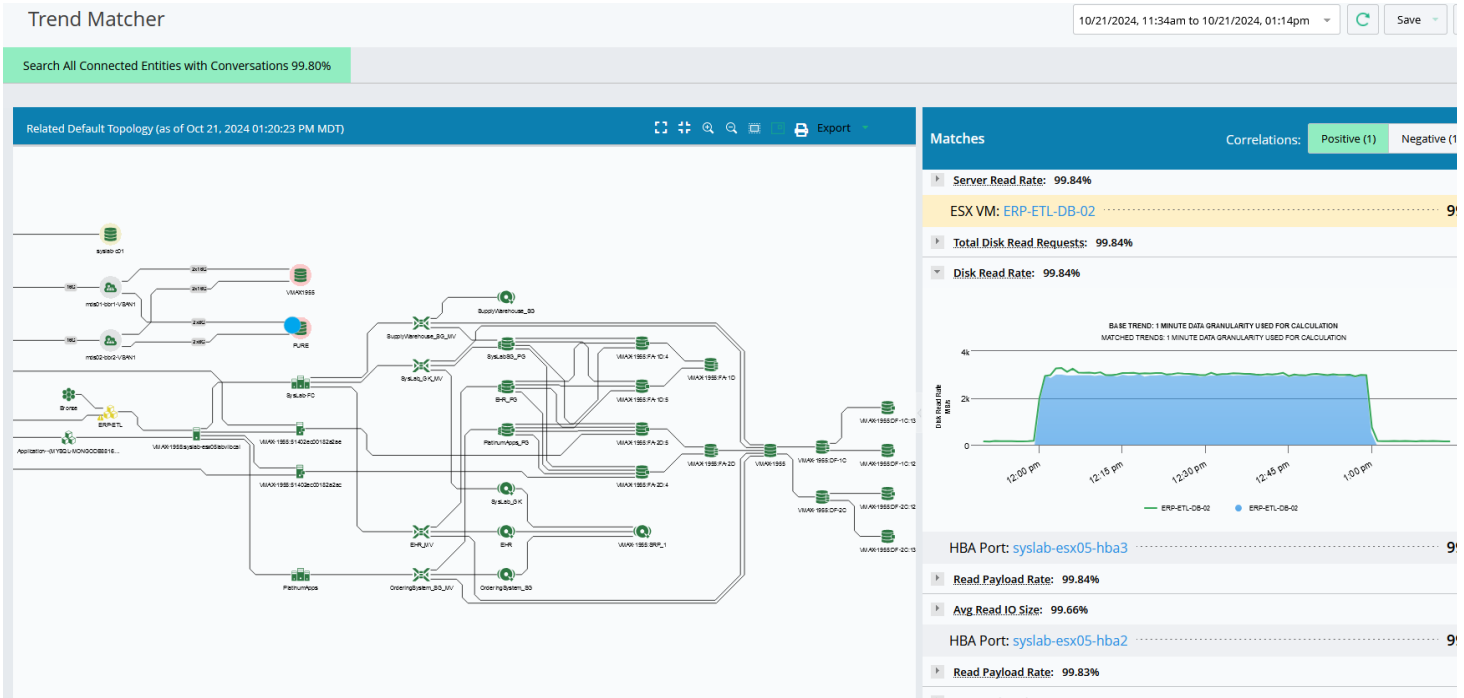
Observability Areas

Virtana Platform provides comprehensive observability across four critical areas of your hybrid infrastructure: data fabric, storage, network, and compute.

Data Fabric Observability

Gain AI-driven insights across your data integration ecosystem, from host to storage, with end-to-end observability across your data architecture. Examples include Fibre Channel, iSCSI, NVME, and RoCEv2.

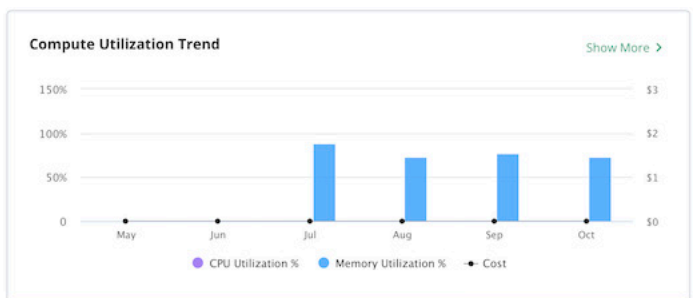
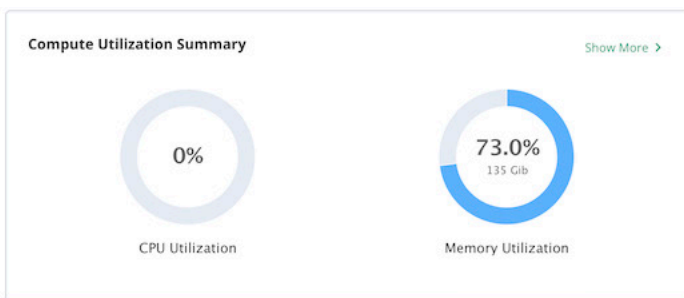
- End-to-End Visibility: Map connections and monitor health, utilization, and performance for proactive control.
- Predictive Insights & Capacity Monitoring: Track metrics like error rates and congestion to ensure long-term planning.
- Customizable Alerts for Rapid Response: Set rules for alerting on anomalies and potential service-impacting events.



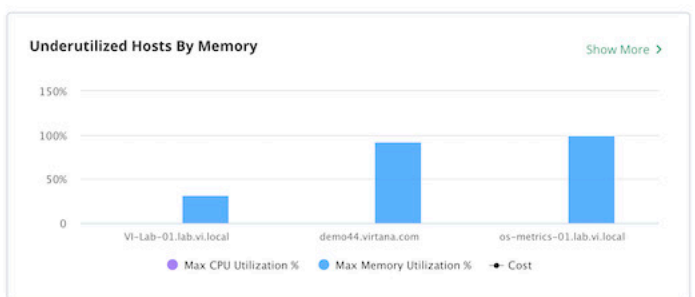
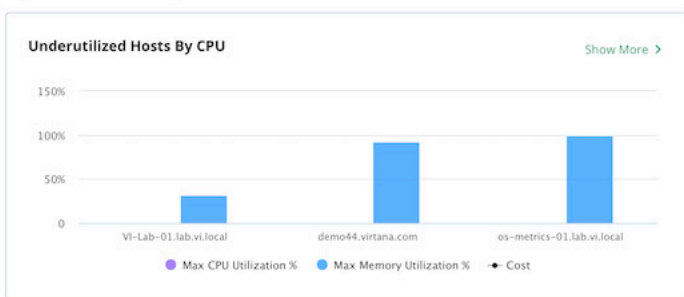
Compute Observability

Optimize hybrid infrastructures with real-time visibility and advanced AI insights, covering Containers/Kubernetes, Hyperconverged (HCI), OS, Servers, and Virtualization.

- Automated Discovery: Map the compute environment to simplify hybrid management and resolve issues faster.
- AI Insights Beyond Anomaly Detection: Proactively identify problem areas and optimize operations.
- Predictive Capacity Management: Forecast and manage capacity requirements, reducing costs by up to 30%.
- Automated Remediation: Accelerate Mean Time to Repair (MTTR) by 90% with GenAI-powered workflows.



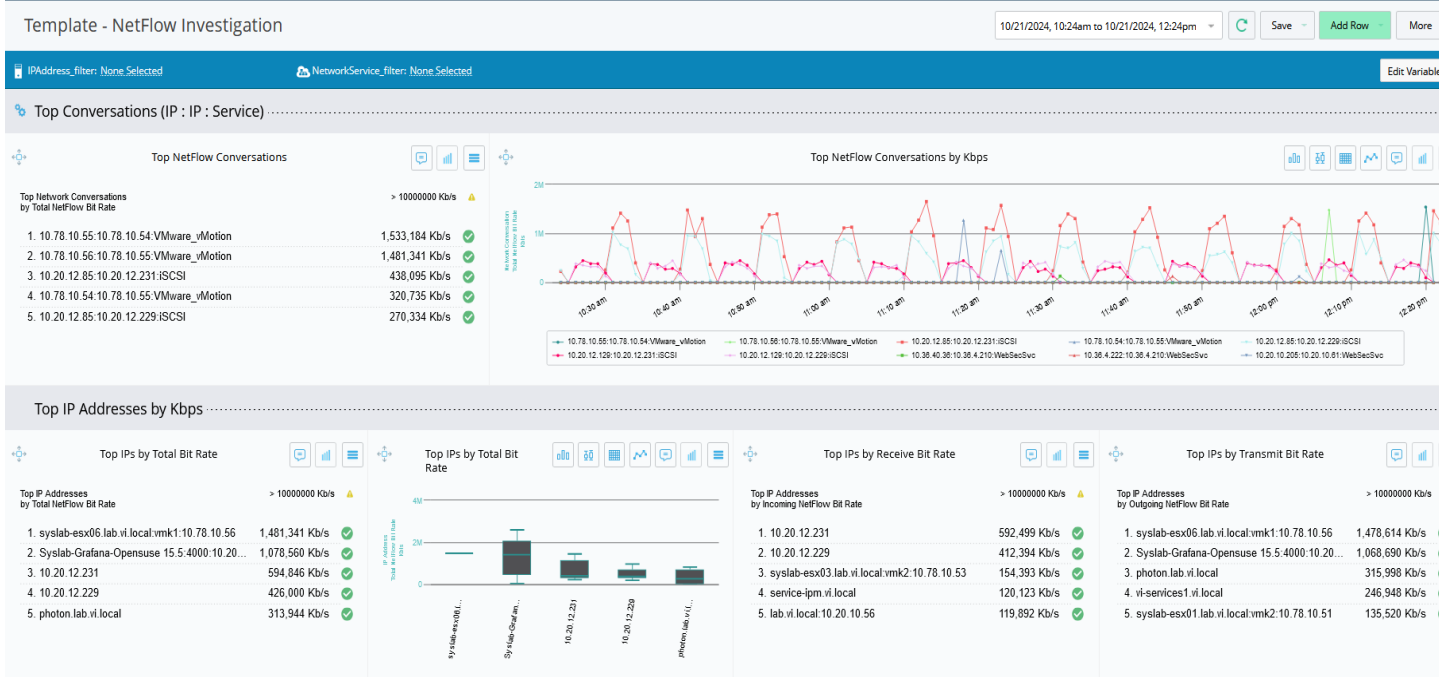
Optimization Insights



Network Observability

Efficiently monitor and map infrastructure, bridging compute and storage with visibility for routers and switches.

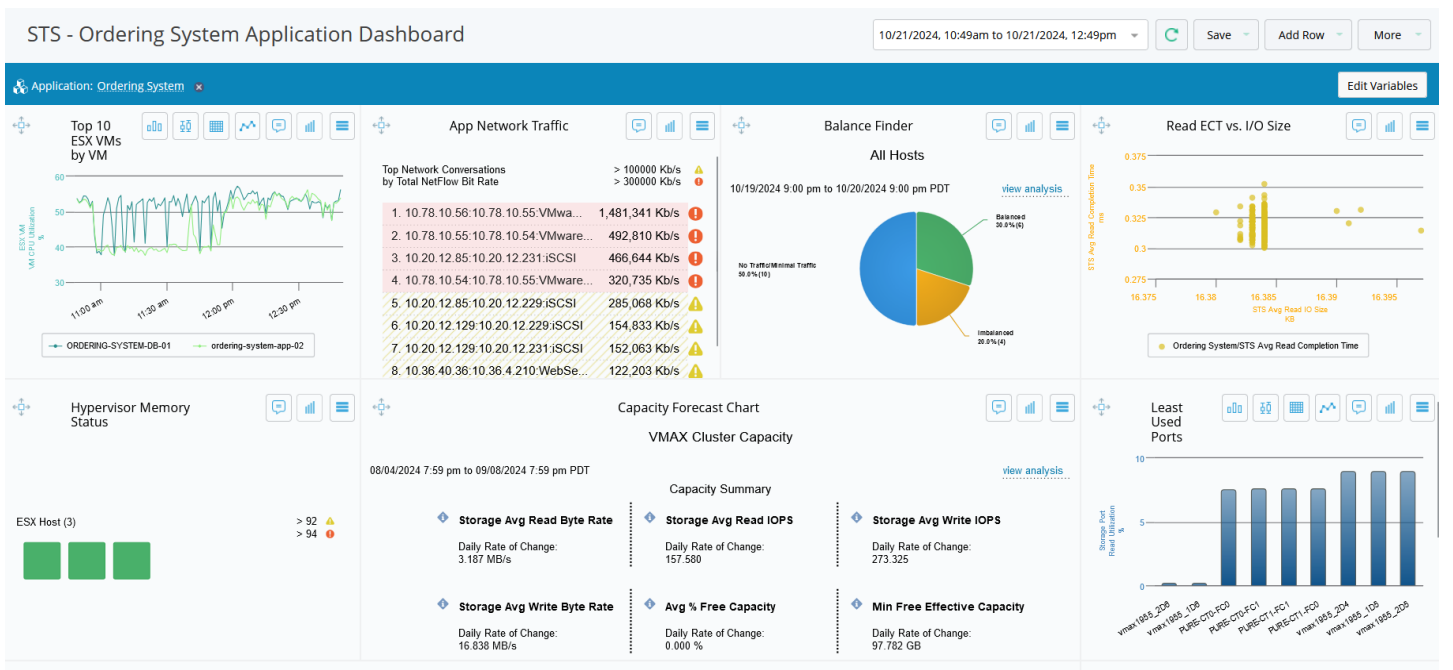
- Unified Network Visibility: Map links between compute and storage to see the complete picture.
- Rapid Deployment & Support: Integrates with most switching platforms for quick data insights.
- Granular Cisco Nexus Integration: Continuous workload optimization with advanced telemetry.
- Real-Time Inventory & Topology Mapping: Visualize network flows and reduce risk exposure.



Storage Observability

Optimize capacity, improve efficiency, and enhance resilience across Block and File/NAS storage environments.

- Comprehensive Storage Insights: Centralize metrics on health, utilization, and performance.
- Predictive Capacity Analytics: Monitor usage trends and confidently plan for future needs.
- Multi-Vendor Support: Integrates seamlessly with Block, NAS, SDS, and Hyperconverged storage solutions.
- Real-Time Health Metrics: Synchronize storage data with compute and network metrics for optimal performance.





Cross-Platform Capabilities

Supporting the observability areas are cross-platform capabilities that enhance overall performance:

- Global View Dashboard: Access real-time insights and metrics for proactive IT management.
- Event Intelligence (AIOps): Correlate data across systems to drive efficiency and innovation.
- Hybrid Cost Management: Full visibility into resource optimization to support financial decisions.
- Capacity Management: Optimize utilization and plan for growth with AI-driven insights.
- Performance Management: Automate and optimize performance for maximum efficiency.

Additional Enablers

The platform is further enhanced by:

- API/SDK: Flexible, API-first approach, enabling you to expand your observability and consume into other operational processes.
- Automation & Orchestration: Simplify operations with intelligent IT management.
- Discovery & Dependency Mapping: Reveal hidden connections for resilient infrastructure.
- Embedded AI/ML Analytics: Enhance capabilities with cutting-edge AI and machine learning.
- Instrumentation: Agentless data consumption capabilities, including the choice of proprietary granular and/or open-source collectors.
- Storage Load Testing: Understand application impact on storage for optimization and growth forecasting.

Conclusion

Virtana Platform differs from other observability tools that stop at one infrastructure layer or have minimal support across the complex hybrid infrastructure of today's current market. We provide IT leaders with the deepest, all-encompassing observability solution that bridges the complexities of hybrid IT management. Its unified capabilities, AI-driven insights, and cross-platform support empower IT teams to drive operational excellence and deliver business value. With Virtana, you can confidently manage your hybrid IT infrastructure, optimize performance, and innovate at scale.